



Errante CopyTrade Manual

Table of Contents

1. Copytrading Disclaimer.....	3
2. How to Become a Follower	4
3. Follower’s Entitled Actions	7
3.1. Suspend Subscription	7
3.2. Unsubscribe Subscription	7
3.3. Volume Scaling	7
3.3.1. "Autoscale" (default option)	7
3.3.2. "Multiply"	8
3.3.3. "Fixed"	8
3.3.4. "Lots Proportion"	8
4. How to Become a Provider	9
4.1. Public Agent Fee	11
4.2. Copytrade Strategy Link.....	12
4.3. Performance Fees	13
5. Errante CopyTrade functionalities.....	14

1. Copytrading Disclaimer

1.1. We provide our clients with copy trading features made available on our trading platforms and/or Client Portal.

1.2. The Service is available on the MetaTrader 4 platform only.

1.3. The Social Trading solution is designed to provide trade copying functionality.

1.3.1. A Provider is a Client's Trading account functioning as a Master of trades whose trades are copied by other Clients accounts (Follower accounts).

1.3.2. Providers can set up copying Strategies and Offers. Offers define the Performance Fee and other conditions for the Provider's Followers.

1.3.3. A Follower is a Client's Trading account functioning as a target for trades which are copied from source accounts (Providers). A Follower account can follow multiple Providers, each of these target-source accounts is called Subscription.

1.4. You are permitted to store, display, analyze, modify, and print the information made available through the Trading Platform. However, a client is not permitted to publish, transmit, or otherwise reproduce that information, in whole or in part, in any format to any third party without our consent. Therefore, clients may not alter, obscure, or remove any copyright, trademark, or any other notices that are provided on the Trading platform or on our website.

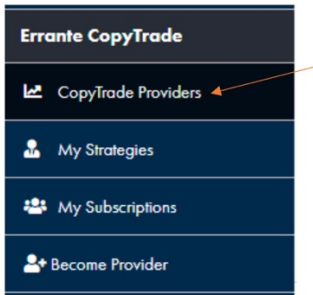
1.5. Copied trades automatically open and close on Follower accounts whenever their Provider decides to do so. However, Followers are free to make their own trading decisions, close the copied trades or open their own, i.e. they continue to trade normally, they will just see some additional trades come and go on their accounts.

1.6. Social Trading knows which trades were copied and which were opened by the Follower himself. It also knows whether a copied trade was closed by the Follower or their Provider, to conduct the synchronization of trades properly and not continuously attempt to open a trade once again if it was closed by the Follower.

1.7. This said, stop-levels of source and target trades can also differ. So, copied trades can actually have 2 SL and 2 TP levels (one own and one from Provider), and the trade's closure triggers at the earliest one.

2. How to Become a Follower

Client Portal Menu - By selecting "CopyTrade Providers" you can choose/view existing CopyTrade Providers.



By then selecting the "View" button, you can see the individual performance and characteristics of each Provider/Strategy.

Home / Errante CopyTrade / CopyTrade Providers

Showing 3 records from 3 Apply Filters Reset Filters

Account ID	Image Key	Equity	Max Profit	Return	Return Year	Return Month	Return Day	Server Name	Account Type	
Copy Trade Provider		990.77 USD	168.68 USD	26.45%	--	-11.79%	0.00%	ErranteSC-Real2	MT4 Standard	View
Errante Portfolio Management USD		3,316.56 USD	176.99 USD	131.71%	--	53.15%	10.65%	ErranteSC-Real2	MT4 Standard	View
Malay Tiger		569.46 USD	50.53 USD	30.47%	--	-5.10%	-3.51%	ErranteSC-Real2	MT4 Provider	View

Then click the "Invest" button, you can start following the Provider of choice.

Home / Errante CopyTrade / CopyTrade Providers / Test1310

Test1310 #14

Server	ErranteSC-Real2
Account Type	MT4 Provider
Account Leverage	500
Currency	USD
Equity	569.46 USD
Floating PnL	0.00 USD
Maximum Profit	50.53%
Max. Drawdown	8.75%
Average Daily Profit	25.31%
Average Daily Loss	-3.48%
Registration Date	15-04-2021 13:22

Returns

All Time	Year	Half Year	Quarter	Month	Week	Day
30.47%	0.00%	0.00%	0.00%	-5.10%	-5.10%	-3.51%

Offers

Showing 1 records from 1 Apply Filters Reset Filters

Offer ID	Currency	Created Utc	Name	Performance Fee	Performance Interval	Minimum Balance	
7	USD	2021-05-24 15:42:11	Test 1310	25.00%	Monthly		Invest

By clicking the “Invest” button, you will see the below screen to become a Subscriber to the selected strategy.

1. BECOME SUBSCRIBER | 2. SELECT ACCOUNT | 3. CREATE ACCOUNT | 4. CONFIRMATION

PROVIDER

Nickname	Test1310
Server	ErranteSC-Real2
Account Type	MT4 Provider

OFFER

Title	Test 1310
Interval	Monthly
Performance fee	25.00%

I agree to terms of Social Trading service

[Continue](#)

You can create a new account to become a Subscriber/Follower or if you have existing Subscriber accounts you can always select one of the existing Subscriber accounts to start following a Provider. Remember that a Subscriber account can follow multiple Providers.

1. BECOME SUBSCRIBER | 2. SELECT ACCOUNT | 3. CREATE ACCOUNT | 4. CONFIRMATION

Account

[Back](#)

- Create new account
- 3002813
- 3003115
- 3003132

The next step is to set the Subscription Configurations that you wish before Activating the Subscriber account (optional). You can proceed and **Activate Subscription** without changing the Subscription Configurations.

Home / Errante CopyTrade / My Subscriptions / #26

Your Subscription is not active. Please set up your Subscription Configurations before to proceed with activation:

1. Filters, to copy only specific trades from the provider
2. Strategy, to define the copies' volumes and direction
3. Risk Management, to opt-out from copying when a certain subscription result is reached

Profit		Performance Fee		Positions		Current Trading Result	
This Month	0.00	This Month	0.00	This Month	0	Total Profit	0
Previous Month	0.00	Previous Month	0.00	Previous Month	0.00	Max Profit	0

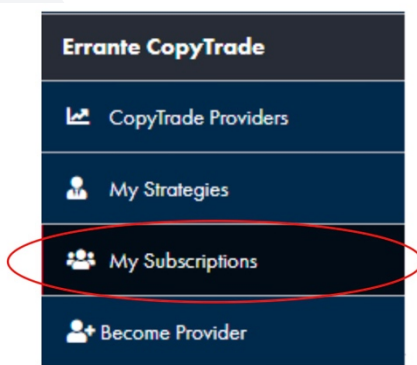
Subscription Info		Account Info	
Activation Status	Inactive	Account Type	MT4 Subscriber
Provider	Test1310	Server	ErranteSC-Real2
Offer	Test 1310	Login	3003132
Performance Fee	25.00	Currency	USD
Performance Interval	Monthly	Balance	51.48
Minimum Balance	0.00	Credit	10.00
Active	Active	Equity	61.48
		Floating PnL	0.00

Activate

Once you click on the "Activate" button you can select to copy current open positions of the provider, or only positions opened after you activate the subscription.

Please note that if you wish to copy the current open positions, you should have enough funds in your account before the activation.

All your Subscription activity can be seen under the tab "My Subscriptions".



3. Follower's Entitled Actions

- Close any open trade manually or open new trades by himself/herself.
- Edit the parameters of copying via the Edit function both prior to investing with a Provider and while copying trades.
- Copy any number of Providers (all current subscriptions can be found under the 'My Subscriptions' tab in the Client Portal). It is recommended that you use a separate follower account for each strategy you wish to follow.
- If a client manually closes trades of the Provider, then the Performance Fees will be calculated based on the manually closed trades.

3.1. Suspend Subscription

To temporarily pause copying the provider and resume later, you can utilize the 'Suspend' button available on their subscription page within the client portal. By utilizing the "Suspend" action, any open positions **will be closed** when the provider closes them, but no new positions will be opened, until you activate again.

3.2. Unsubscribe Subscription

If you wish to stop following the provider, use the 'Unsubscribe' button located on your subscription page within the client portal. It's important to note that once you unsubscribe, you have the option to keep the open positions or close them at once. Also, once you unsubscribe you will not be able to follow the same provider with the same follower account.

3.3. Volume Scaling

For Copy Trading Strategy settings, you have the below types for Volume Scaling:

3.3.1. "Autoscale" (default option):

The ratio of a copy's volume to the original volume is equal to the ratio of the follower's and provider's Compared values. The result is then multiplied by the Risk ratio.

Example: If the provider has 100usd equity and opens 1 lot, and the follower has 50usd equity then the follower will open the half of the position = 0.5 lots.

3.3.2. "Multiply":

A copy's volume is equal to the original volume multiplied by the Risk ratio.

Example: when the provider opens a 0.01 lot position and your multiplier is 1 then you will open the same amount = 0.01 lot, if your multiplier is 2 then your position will be doubled = 0.02 lots

3.3.3. "Fixed":

A copy's volume are always equal to the original volume.

Example: Provider opens 1 lot with equity 100usd, Follower opens 1 lot also (if has enough equity).

3.3.4. "Lots Proportion":

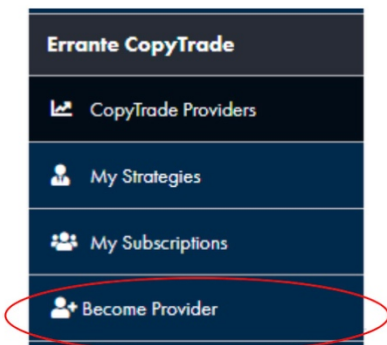
A copy's volume is calculated as the whole number of Lots steps in the follower's Compared value, multiplied by Volume per step.

4. How to Become a Provider

By selecting “Become Provider” you can Become a Provider and make available to other Errante clients your account to be followed.

You can choose your own Nickname (only respectable words accepted) with a minimum of 6 characters which will be shown to other clients who may wish to follow your trading strategy.

Once the new Provider account is created the credentials will be sent to your registered email.

A screenshot of the '1. BECOME PROVIDER' form. The form is white with a light gray border. At the top, there are three steps: '1. BECOME PROVIDER', '2. CREATE ACCOUNT', and '3. CONFIRMATION'. Below the steps, there are two input fields: 'Nickname' and 'Account'. The 'Account' field has a dropdown menu with 'Create new account' selected. Below the input fields is a green 'Continue' button.

Once the Provider account(s) is confirmed, then the said account(s) can be seen under the tab “My Strategies”.

By selecting the “View” button, you can go to the settings of the Provider/Strategy.

Home / Errante CopyTrade / My Strategies + Become Provider

Showing 2 records from 2 Apply Filters Reset Filters Saved Reports Configure

Created On	Nickname	Login	Currency	State	Visibility	Is Active	
2021-06-01 10:06:32	#####	3003466	USD	Active	Public	Yes	View
2021-05-31 12:07:07	testing	3003436	USD	Active	Public	Yes	View

Clicking on the “Create Offer” button, you can create the Strategy, set the Performance Fees percentage that you want to charge your Subscribers/Followers of your Strategy.

You can also choose the method that you want the Performance Fees to be paid, i.e Daily, Weekly, Monthly.

Home / Errante CopyTrade / My Strategies / ##### #27

Performance Fee		Positions		New Followers	
This Month	0.00	This Month	0	This Month	0
Previous Month	0.00	Previous Month	0	Previous Month	0

Profile Info

Nickname	#####
Active	Active
Visibility	Public
Strategy Hide Stops	Yes
Strategy Mode	All
Registered At	01-06-2021 13:06

Account Info

Account Type	MT4 Provider
Server	ErranteSC-Real2
Login	3003466 View
Currency	USD
Balance	0.00
Credit	0.00
Equity	0.00
Floating PL	0.00

[+ Create Offer](#)
[Deposit](#)
[Withdrawal](#)

It is required for a Provider to have at least one Offer to allow Followers to join. Providers can create several Offers to let Followers choose between the joining conditions.

4.1. Public Agent Fee

If you want to share the performance fee with an Agent, you can add the fee percentage when you are creating the offer (you can also change later in settings).

When the recommended strategy earns profits, the system will pay a ratio of the performance fees to the agent.

1. OFFER SETTINGS | 2. CONFIRMATION

Name

Visibility **Public** ▼

Offer's visibility for clients. Public offers are shown in the list of available offers for followers while they register a subscription. Private offers are hidden from this list and available only via join links.

Offer's performance fee

Performance interval **Daily** ▼

Is locked

Min balance

A minimum balance a follower must have in order to join the provider by this offer

Summary

Offer's brief description visible publicly

Notes

Offer's description visible to the administration and client only

Public Agents Fee

Continue

4.2. Copytrade Strategy Link

Click on "My Strategies" under the Errante Copy trade section in your portal.

Click 'view' on your desired strategy

Go to your strategy offer by clicking 'view '

On the "Offer's Join Links" table select "Add New"

Offer's Join Links
No records

+ Add New

Type your desired Name in the "Key" column

Leave the "Agent" column blank so the offer link belongs to you.

Key

A custom key appended to the Social Trading's URL by following which follower join the offer

Expiration

Expiration date of the join link

Agent

Agent's MT login. Subscriptions registered by this join link will be assigned this agent.

4.3. Performance Fees

Once a Trading Interval's end triggers, Social Trading's service initiates payment of Performance Fees to each Provider for an individual Follower. The calculation is based on the trading results of both open and closed positions, for the ended trading interval, on the performance fee percentage and on the calculation mode.

The resulting Performance Fee value is deducted from the Follower's Trading account.

The resulting Performance Fee value is deposited to the Provider's Fee Receiver Account or to the Provider's Trading account.

Performance Fee Example:

Performance fee = 10%

Interval: Daily

Trading result Mode: HWM

Floating P&L: Included

Trade 1 closed with realized P&L = \$40 (assuming that the previous HWM level is \$0)

Trade 2 is open, floating P&L = \$20

Trading day ends → Interval ends → Performance fee calculated = Trading Result * 0.1 = (\$40 + \$20) * 0.1 = \$6, All-time High-Water Mark level = \$60

Trade 2 is still open, floating P&L = \$50

Trading day ends → Interval ends → Performance fee calculated = \$3, because we already took the fee from \$20 floating P&L of Trade 2, it earned \$30 more floating P&L for which we charge additionally on the next interval. All-time High-Water Mark level = \$90.

5. Errante CopyTrade functionalities

5.1. The Copier only copies the trades that were opened by the Master after the subscription for the Master within the Service.

5.2. Stop loss/take profit orders will not be visible in the Copier Area, but if these orders are triggered on the Master's account, the copied trades are also closed.

5.3 If a client sets his/her own stop loss/take profit orders then the lowest of the two (between Provider and Client) will be executed first.

5.4. Once the service is activated, the trades will be copied to the Copier's account regardless of whether the owner of the account is signed in or not.

5.5. The Copier's order is executed following the Master's order (Buy or Sell) made in his or her account. The signal for opening an order in the Copier's account triggers when the Master places an order, and such Copier's order is executed at the market's price. The same mechanism triggers the order closing. Therefore, the execution prices of these orders may differ. Additionally, the number of the Copiers following this Master can affect the execution time and the execution price as well.

¹ The **High-Water Mark (HWM)** considers previous trading results (aggregated profit of all trades closed during the current interval) of each follower. The performance fee is paid only if the trading results of all previous intervals cover the total loss of each follower and if the profit surpasses the highest profit ever reached (the **HWM**). When the **HWM** is reached and the follower profits even more, the **HWM** is updated and set to a new, higher level.

The new **HWM** can never be lower than the previous one; hence, it is always a positive value (since the initial **HWM** starts from 0). The performance fee is paid only for positive trading results. Therefore, providers will get paid for their service only if their trades constantly make a profit for their followers. Losses are acceptable, but providers must cover them for the follower first to get paid again.